

# A.R.I. S-015/016/100

**Aquestia**  
Directing the Flow



Waterworks

## Automatic Air Release Valve

### Description

A.R.I. S-015, S-016, S-100 are high pressure Automatic Air Release Valves. Installed on pressurized liquid transmission systems, the Air Valves are designed to release accumulated air, optimizing pipeline hydraulic efficiency by reducing head losses and improving flow.

### Installation

- On high-pressure pumps
- On high-pressure transmission pipelines

### Operation




Automatic Air Release



One Way Out

## Features and Benefits

Rolling seal	leak-free sealing over a wide range of pressure differentials
One-size orifice	covers a wide pressure range (up to 100 bar)
All parts are suitable for corrosive liquid and environment	non-corrosive and durable parts
Unique body and float design	seals at very low pressure
Continual air gap	separates the liquid from the sealing mechanism
ATEX certified air valves 	certification is conditional on the customer connecting the designated part on the product to a dedicated ground connection point

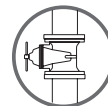
## Technical Specifications

Size range	½" ¾" 1"
Sealing pressure range	A.R.I. S-015 3 - 580 psi A.R.I. S-016 3 - 928 psi A.R.I. S-100 3 - 1450 psi
Testing pressure	1.5 times maximum working pressure
Temperature	Maximum working temperature: 140 F Maximum intermittent temperature: 194 F
Valve coating	Fusion bonded epoxy coating in compliance with standard DIN 30677-2

Upon ordering, please specify: model, size, working pressure, thread/flange standard and type of liquid

The valve installed under the air valve must be fully open to prevent damage or malfunction and ensure performance within the specifications of the air valve.

For complete installation instructions, please refer to the IOM document.



## Valve Selection Options

Models	A.R.I. S-015 A.R.I. S-016 A.R.I. S-100
Valve connection	Threaded male BSPT/NPT
Standard materials	Cast Ductile Iron (S-015 Only), Cast Steel, Cast Stainless Steel
Optional add-on components	One-way Out attachment, allows for air discharge only, prevents air intake
Pressure rating	580 psi     A.R.I. S-015 928 psi     A.R.I. S-016 1450 psi    A.R.I. S-100

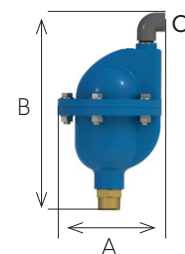


A.R.I. S-015

A.R.I. S-016  
A.R.I. S-100

## Dimensions and Weight

Model	Dimensions (Inch)		Connections	Weight (Lbs.)	Orifice Area (Sq.in)
	max. A	B			
A.R.I. S-015	6.22	11.5	1/2" BSP Female	11.9	0.0235
A.R.I. S-016	7.75	11.6	1/2" BSP Female	28.6	0.0232
A.R.I. S-100	7.75	11.6	1/2" BSP Female	28.6	0.0108



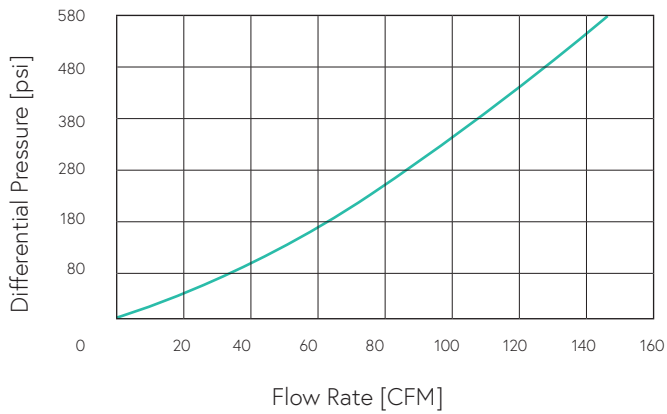
**NOTE**

Dimension A in the picture and in the table shows the maximum product width.

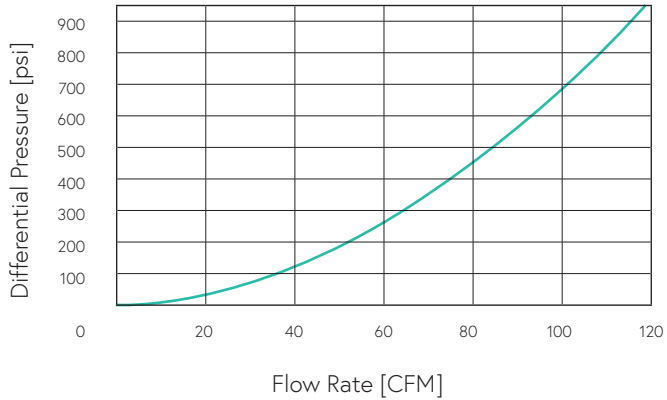
All product weights are approximate, due to the differences in flange standards, materials and variable accessories.

## Flow Charts

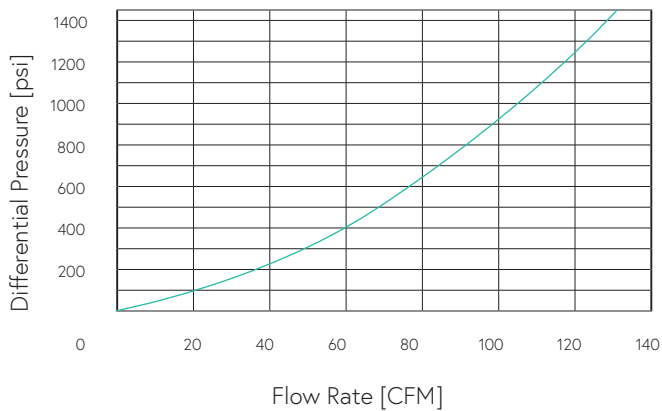
A.R.I. S-015 Automatic Air Release Flow Rate



A.R.I. S-016 Automatic Air Release Flow Rate



A.R.I. S-100 Automatic Air Release Flow Rate



## Parts List and Specifications

No.	Part	Material
1	Cover Assembly	
1a	Discharge Outlet	PVC
1b	Circlip	Stainless Steel 304
1c	Cover	Ductile Iron
2	Float & Orifice Assy.	
2a	O-ring	NBR / EPDM
2b	Orifice Seat	Reinforced Nylon
2c	Rolling Seal	EPDM
2d	Lever	Reinforced Nylon
2e	Roll Pin	Stainless Steel 304
2f	Float	Polypropylene / Stainless Steel 316
3	Body Assembly	
3a	O-ring	NBR / EPDM
3b	Bolts, Nuts & Washers	Steel / Stainless Steel 316
3c	Body	Ductile Iron
3d	Adaptor	Brass / Stainless Steel 316



## Parts List and Specifications

No.	Part	Material
1	Cover Assembly	
1a	Orifice Cover	Polypropylene
1b	Nut	Brass
1c	Cover	Cast Steel
2	Float & Orifice Assy.	
2a	Stopper Pin	Stainless Steel 304
2b	O-ring	NBR / EPDM
2c	Orifice Seat	Reinforced Nylon
2d	Rolling Seal	EPDM
2e	Lever	Reinforced Nylon
2f	Roll Pin	Stainless Steel 304
2g	Float	Polycarbonate / Stainless Steel 316
3	Body Assembly	
3a	O-ring	NBR / EPDM
3b	Bolts, Nuts & Washers	Steel / Stainless Steel 316
3c	Body	Cast Steel
3d	Adaptor	Brass / Stainless Steel 316

